


Metal Film Resistors

Professional & Flame-Proof Type

Miniature Style [FM0 Series]



INTRODUCTION

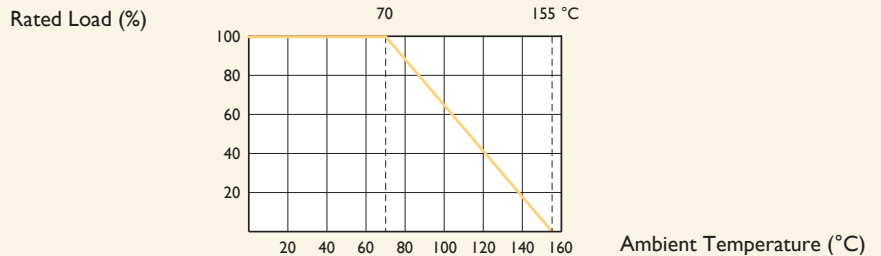
The FM0 Series Metal Film Professional & Flame-Proof Resistors are manufactured using a vacuum sputtering system to deposit multiple layers of mixed metal alloys and passivative materials onto a carefully treated high grade ceramic substrate. After a helical groove has been cut in the resistive layer; tinned connecting leads of electrolytic copper are welded to the end-caps. The resistors are coated with layers of light green color lacquer.

FEATURES

Power Rating	0.4W, 0.6W
Resistance Tolerance	±1%, ±5%
T.C.R.	±50ppm/°C, ±100ppm/°C
Flameproof Multi-layer Coating Meets	UL-94V-0
Flameproof Feature Meets Overload Test	UL-1412

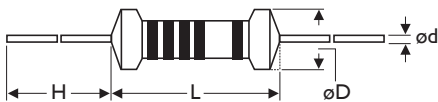
DERATING CURVE

For resistors operated in ambient temperatures above 70°C, power rating must be derated in accordance with the curve below.



DIMENSIONS

Unit: mm



STYLE	DIMENSION			
	L	øD	H	ød
Miniature				
FM0204	3.4±0.3	1.9±0.2	28±2.0	0.45±0.05
FM0207	6.3±0.5	2.4±0.2	28±2.0	0.55±0.05

Note:

ELECTRICAL CHARACTERISTICS

STYLE	FM0204	FM0207
Power Rating at 70°C	0.4W	0.6W
Maximum Working Voltage	200V	300V
Maximum Overload Voltage	400V	600V
Voltage Proof on Insulation	300V	500V
Resistance Range	1Ω - 4M7Ω & 0Ω for E24 & E96 series value	
Operating Temp. Range	-55°C to +155°C	
Temperature Coefficient	±50ppm/°C, ±100ppm/°C	

Note: Special value is available on request

ENVIRONMENTAL CHARACTERISTICS

PERFORMANCE TEST	TEST METHOD	APPRAISE
Short Time Overload	IEC 60115-1 4.13 2.5 times RCWV for 5 sec. (Not more than maximum Overload Voltage)	±0.25%+0.05Ω
Voltage Proof on Insulation	IEC 60115-1 4.7 In V-Block for 60 sec., test voltage as above table	No Breakdown
Temperature Coefficient	IEC 60115-1 4.8 Between -55°C to +155°C	By type
Insulation Resistance	IEC 60115-1 4.6 in V-block for 60 Sec.	>1,000MΩ
Solderability	IEC 60115-1 4.17 245±5°C for 3±0.5 Sec.	95% Min. coverage
Solvent Resistance of Marking	IEC 60115-1 4.30 IPA for 5±0.5 Min. with ultrasonic	No deterioration of coatings and markings
Robustness of Terminations	IEC 60115-1 4.16 Direct load for 10 Sec. in the direction of the terminal leads	≥2.5kg (24.5N)
Periodic-pulse Overload	IEC 60115-1 4.39 4 times RCWV 10,000 cycles (1 Sec. on, 25 Sec. off)	±1.0%+0.05Ω
Damp Heat Steady State	IEC 60115-1 4.24 40±2°C, 90-95% RH for 56 days, loaded with 0.1 times RCWV	±1.5%+0.05Ω
Endurance at 70°C	IEC 60115-1 4.25 70±2°C at RCWV (or Umax., Whichever less) for 1,000 Hr. (1.5Hr.on, 0.5Hr. Off)	±1.5%+0.05Ω
Temperature Cycling	IEC 60115-1 4.19 -55°C ⇌ Room Temp. ⇌ +155°C ⇌ Room Temp. (5 cycles)	±0.75%+0.05Ω
Resistance to Soldering Heat	IEC 60115-1 4.18 260±3°C for 10±1 Sec., immersed to a point 3±0.5mm from the body	±0.25%+0.05Ω
Accidental Overload Test	IEC 60115-1 4.26 4 times RCWV for 1 Min.	No evidence of flaming or arcing

Note: RCWV(Rated Continuous Working Voltage) = $\sqrt{\text{Power Rating} \times \text{Resistance Value}}$ or Max. working voltage listed above, whichever less.

Mouser Electronics

Authorized Distributor

Click to View Pricing, Inventory, Delivery & Lifecycle Information:

Yageo:

[FM0207FRE52-100K](#) [FM0207FRE52-100R](#) [FM0207FRE52-240K](#) [FM0207FRE52-270R](#) [FM0207FRE52-2R21](#)
[FM0207FRE52-3K32](#) [FM0207FRE52-620R](#) [FM0207FTE52-220R](#) [FM0207FTE52-1K8](#) [FM0207FTE52-150R](#)
[FM0207FTE52-2K](#) [FM0207FTE52-2K2](#) [FM0207FTE52-1K5](#) [FM0207FTE52-82K](#) [FM0207FTE52-3K9](#) [FM0207FTE52-8K2](#) [FM0207FTE52-10K](#) [FM0207FTE52-120R](#) [FM0207FTE52-1M](#) [FM0207FTE52-13K](#) [FM0207FTE52-200R](#)
[FM0207FTE52-33K](#) [FM0207FTE52-560R](#) [FM0207FTE52-470R](#) [FM0207FTE52-1K2](#) [FM0207FTE52-1K1](#)
[FM0207FTE52-15K](#) [FM0207FTE52-680R](#) [FM0207FTE52-750K](#) [FM0207FTE52-2K7](#) [FM0207FTE52-330R](#)
[FM0207FTE52-560K](#) [FM0207FTE52-200K](#) [FM0207FTE52-750R](#) [FM0207FTE52-1K6](#) [FM0207FTE52-22K](#)
[FM0207FTE52-47K](#) [FM0207FTE52-150K](#) [FM0207FTE52-20K](#) [FM0207FTE52-7K5](#) [FM0207FTE52-110K](#)
[FM0207FTE52-100K](#) [FM0207FTE52-4K7](#) [FM0207FTE52-470K](#) [FM0207FTE52-332K](#) [FM0207FTE52-93K1](#)
[FM0207FTE52-562K](#) [FM0207FTE52-95K3](#) [FM0207FTE52-102K](#) [FM0207FTE52-11K3](#) [FM0207FTE52-1K4](#)
[FM0207FTE52-1K62](#) [FM0207FRE52-7K5](#) [FM0207FTE52-19K6](#) [FM0207FTE52-221K](#) [FM0207FTE52-2K32](#)
[FM0207FTE52-36K5](#) [FM0207FTE52-3K32](#) [FM0207FTE52-4K75](#) [FM0207FTE52-5K62](#) [FM0207FRE52-1K54](#)
[FM0207FTE52-14K3](#) [FM0207FTE52-169K](#) [FM0207FTE52-22K1](#) [FM0207FRE52-40K2](#) [FM0207FRE52-562K](#)
[FM0207FTE52-12K7](#) [FM0207FTE52-2K26](#) [FM0207FTE52-4K87](#) [FM0207FTE52-33K2](#) [FM0207FTE52-51K1](#)
[FM0207FRE52-200K](#) [FM0207FRE52-4K99](#) [FM0207FTE52-1K21](#) [FM0207FTE52-2K49](#) [FM0207FTE52-49K9](#)
[FM0207FTE52-57K6](#) [FM0207FTE52-6K49](#) [FM0207FTE52-82K5](#) [FM0207FRE52-1K82](#) [FM0207FRE52-20K](#)
[FM0207FRE52-82K5](#) [FM0207FTE52-1K02](#) [FM0207FTE52-402R](#) [FM0207FTE52-47K5](#) [FM0207FTE52-4K02](#)
[FM0207FTE52-5K11](#) [FM0207FTE52-15K8](#) [FM0207FTE52-1K33](#) [FM0207FTE52-1K91](#) [FM0207FTE52-221R](#)
[FM0207FTE52-23K7](#) [FM0207FRE52-12K1](#) [FM0207FRE52-1K21](#) [FM0207FTE52-121R](#) [FM0207FTE52-12K1](#)
[FM0207FTE52-1K65](#) [FM0207FTE52-301R](#) [FM0207FTE52-4K99](#) [FM0207FTE52-511R](#)