


PM Supercapacitors

Cylindrical pack



Features

- Low ESR with high energy density
- 5.0 Volts
- High capacitance
- Long cycle life
- Low leakage currents
- UL Recognized

Applications

- Pulse Power
- Bridge or hold-up power

Description

Eaton supercapacitors are unique, ultra-high capacitance devices utilizing electrochemical double layer capacitor (EDLC) construction combined with new, high performance materials. This combination of advanced technologies allows Eaton to offer a wide variety of capacitor solutions tailored to specific applications that range from a few micro-amps for several days to several amps for milliseconds .

Ratings

Capacitance	0.1 F to 3.0 F
Maximum working voltage	5.0 V
Surge voltage	5.5 V
Capacitance tolerance	-20% to +80% (+20 °C)
Operating temperature range	-40 °C to +60 °C
Extended temperature range	-40 °C to +85 °C (Maximum working voltage 3.9 V)

Specifications

Capacitance (F)	Vertical part number	Horizontal part number	Nominal ESR (Ω) (Equivalent Series Resistance)		Nominal leakage current (μ A) after 100 hours @ 5.0 V, +20 °C	Nominal dimensions (mm)	Typical mass (grams/piece)
			measured @ 1 kHz	100 Hz			
0.1	PM-5ROV104-R	PM-5ROH104-R	2.0	2.0	3	5.5 x 10.8 x 12.5	1.1
0.47	PM-5ROV474-R	PM-5ROH474-R	0.42	0.50	8	8.5 x 16.8 x 14.0	2.4
1.0	PM-5ROV105-R	PM-5ROH105-R	0.15	0.20	10	8.5 x 16.8 x 21.5	3.5
1.5	PM-5ROV155-R	PM-5ROH155-R	0.07	0.10	15	10.5 x 20.8 x 22.5	5.4
3.0	PM-5ROV305-R	PM-5ROH305-R	0.05	0.07	20	10.5 x 20.8 x 32	7.8

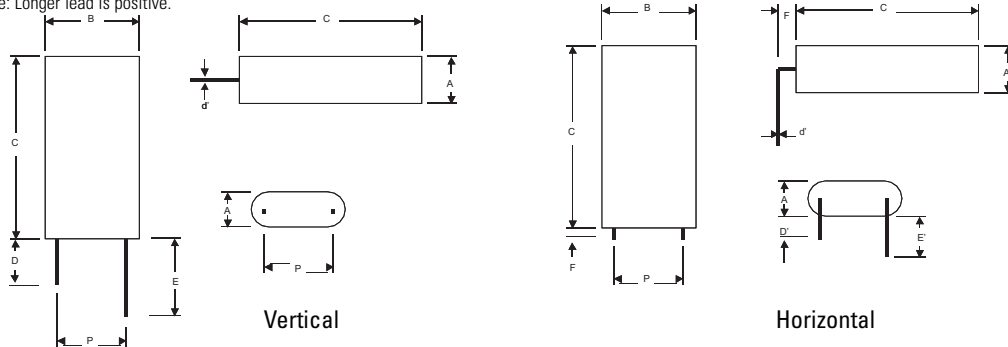
Performance

Parameter	Capacitance change (% of initial value)	ESR (% of max. initial value)
Life (1000 hours @ +60 °C @ 5 Vdc)	$\leq 30\%$	$\leq 200\%$
Storage - Low and High Temperature (1000 hours @ -40 °C and +60 °C)	$\leq 30\%$	$\leq 200\%$

Dimensions (mm)

Vertical part number	Horizontal part number	A	B	C	d'	D	D'	E	E'	F	P
PM-5ROV104-R	PM-5ROH104-R	6.0	11.3	13.0	0.5	20	15	25	20	2.0	7.3
PM-5ROV474-R	PM-5ROH474-R	9.0	17.3	14.5	0.5	2.0	15	25	20	2.0	11.8
PM-5ROV105-R	PM-5ROH105-R	9.0	17.3	22.0	0.5	20	15	25	20	2.0	11.8
PM-5ROV155-R	PM-5ROH155-R	11.0	21.3	23.0	0.6	20	15	25	20	2.0	5.3
PM-5ROV305-R	PM-5ROH305-R	11.0	21.3	32.5	0.6	20	15	25	20	2.0	5.3
Tolerances		Maximum			± 0.02	Minimum			± 0.5		

Note: Longer lead is positive.



Part marking

- Manufacturer
- Capacitance (F)
- Maximum operating voltage (V)
- Family code (or part number)
- Polarity

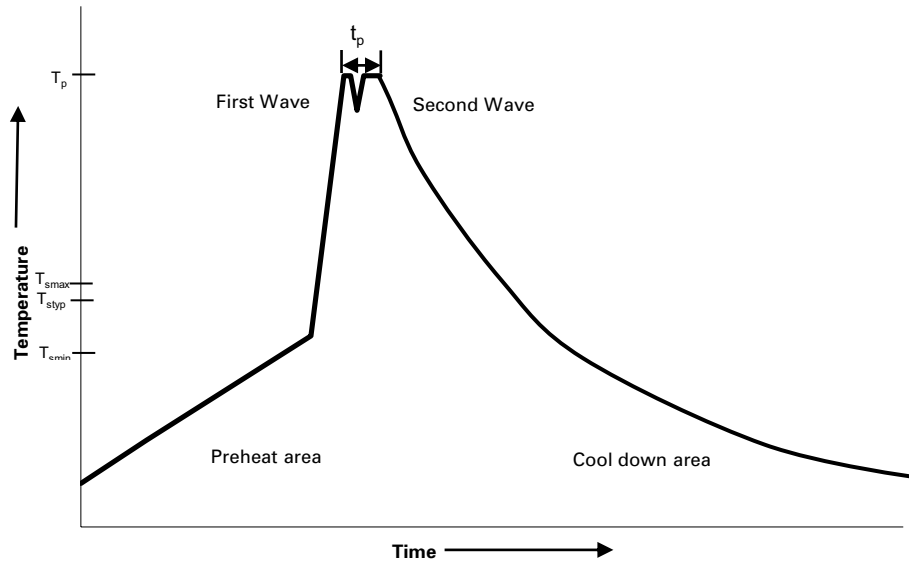
Part numbering system

P	M	5	R	0	V	47	R
Family code		Voltage (V) R = Decimal	Configuration	Capacitance (μ F)			Standard product
				Value	Multiplier		
P = Pack	M = Version	5R0 = 5.0 V	V = Vertical H = Horizontal	Example: 474 = 47 x 10 ⁴ μ F or 0.47F			

Packaging information

- Standard packaging: Bulk, 100 units per package
- Large, bulk packages available on request

Wave solder profile



Profile Feature	Standard SnPb Solder	Lead (Pb) Free Solder
Preheat and soak	• Temperature max. (T_{smax}) • Time max.	100 °C 60 seconds
Δ preheat to max Temperature	160 °C max.	160 °C max.
Peak temperature (T_p)*	220 °C – 260 °C	250 °C – 260 °C
Time at peak temperature (t_p)	10 seconds max 5 seconds max each wave	10 seconds max 5 seconds max each wave
Ramp-down rate	~ 2 K/s min ~3.5 K/s typ ~5 K/s max	~ 2 K/s min ~3.5 K/s typ ~5 K/s max
Time 25 °C to 25 °C	4 minutes	4 minutes

Manual solder

+350 °C, 4-5 seconds. (by soldering iron), generally manual, hand soldering is not recommended.

Reflow soldering

Do not use reflow soldering using infrared or convection oven heating methods.

Cleaning/Washing

Avoid cleaning of circuit boards, however if the circuit board must be cleaned use static or ultrasonic immersion in a standard circuit board cleaning fluid for no more than 5 minutes and a maximum temperature of +60 °C. Afterwards thoroughly rinse and dry the circuit boards. In general, treat supercapacitors in the same manner you would an aluminum electrolytic capacitor.

Life Support Policy: Eaton does not authorize the use of any of its products for use in life support devices or systems without the express written approval of an officer of the Company. Life support systems are devices which support or sustain life, and whose failure to perform, when properly used in accordance with instructions for use provided in the labeling, can be reasonably expected to result in significant injury to the user.

Eaton reserves the right, without notice, to change design or construction of any products and to discontinue or limit distribution of any products. Eaton also reserves the right to change or update, without notice, any technical information contained in this bulletin.

Eaton
Electronics Division
1000 Eaton Boulevard
Cleveland, OH 44122
United States
www.eaton.com/electronics

© 2019 Eaton
All Rights Reserved
Printed in USA
Publication No. 4308
January 2019

Eaton is a registered trademark.

All other trademarks are property of their respective owners.

Follow us on social media to get the latest product and support information.



Mouser Electronics

Authorized Distributor

Click to View Pricing, Inventory, Delivery & Lifecycle Information:

[Eaton:](#)

[PM-5R0H155-R](#) [PM-5R0H305-R](#) [PM-5R0V155-R](#) [PM-5R0V305-R](#) [PM-5R0H305T-R](#) [PM-5R0V104-R](#) [PM-5R0H104-R](#) [PM-5R0H105-1](#) [PM-5R0H105-R](#) [PM-5R0H474-R](#) [PM-5R0V105-R](#) [PM-5R0V474-R](#)